

HISTORIC **TOUR**

BRIEFING rolling start

Magny-Cours




FLAGS AND SIGNS

ACCORDING TO THE REGULATIONS, THE SIGNALLING PROVIDED AT THE COMMISSAIRES'
POSTS MAY BE COMPLETED BY LIGHTS
THE RACE DIRECTION MAY ALSO USE A LED PANEL IN ITS DISPLAY AREA TO PRESENT THE
PENALTIES



Presented by the DC in the Race Direction
signalling area


HISTORIC
TOUR



TRICOLOUR

ONLY IN CASE OF MALFUNCTION OF
THE LIGHTS

Start signal of a race



**CHECKERED
FLAG**


END OF TESTS or RACE
Slowing down lap

You are under parc fermé



Presented agitated by the marshals at his post


HISTORIC
TOUR



WHITE

ATTENTION

You are going to catch
up with a SLOW
VEHICLE




GREEN

“End of neutralised zone”

Return of the track to its
original state

End of Safety Car operation



BLUE

ATTENTION

A faster car tries to
overtake you

GIVE WAY



Presented agitated by the marshals at his post

**HISTORIC
TOUR**

=  **DANGER**  = **SLOW DOWN !**

= Overtaking is strictly forbidden from the first yellow flag marshal's post to the green flag marshal's post or without flag




YELLOW

Be prepared to change direction

Danger on the edge or part of the track

Presented for 2 laps

May be presented to reinforce double yellow flag signalling



2 YELLOW

A **DANGER** totally or partially obstructs the track

Stewards are working on the trackside or ON the track



Presented agitated by the marshals at his post

HISTORIC
TOUR

Neutralisation of tests



Neutralisation of races



SLOW DOWN !

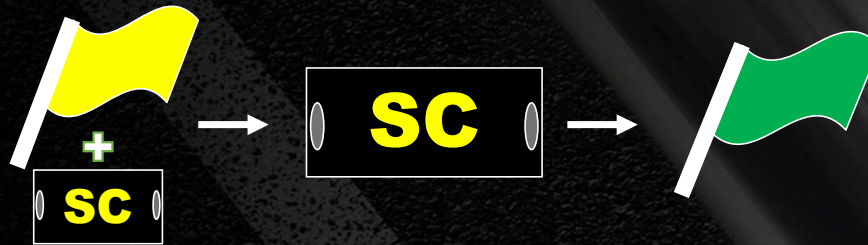
Do not zigzag or brake and
accelerate too quickly

Overtaking is not allowed



SC PROCEDURE

**HISTORIC
TOUR**



In the event of a major incident the Race Direction may decide to neutralise the race by means of a Safety Car operation

- A waving yellow flag + "SC" signs will be displayed at all commissaires' posts; double yellow flags will be waved at the location of the incident(s)
- From this moment on, all competitors must slow down, not overtake each other and stay in line behind the leader
- The leader will keep the peloton at a slow speed to assist the insertion of the safety car
- The SC will enter the track with its yellow lights on, ahead of the leader.
- If the SC is not in front of the leader, he can signal you to overtake him by turning on the green light of his light bar.
- When the track is back in race condition, the SC will turn off its lights at the recommended location (specified in the briefing) and the yellow flags will be removed, only the "SC" signs will be displayed
- The SC will retire to the pit lane, the cars will continue on track and will be presented with a green flag on the restart line indicating the restart of the race
- **ATTENTION:** when the SC has its lights on, you must follow it wherever it goes (escape routes, pit lanes etc...)



Change of grip flag presented FIXED by the marshal

HISTORIC
TOUR



YELLOW & RED

BE CAREFUL!

Track grip changes
There may be oil, water, gravel....



Penalty flags, displayed FIXED in the Race Direction zone

**HISTORIC
TOUR**



MANDATORY PIT STOP
Technical problem



WARNING
Unsportsmanlike drive
Failure to respect track
limits



MANDATORY PIT STOP



Penalty signs displayed in the Race Direction area

**HISTORIC
TOUR**

**Drive
Through**

123

Presented 3 laps maximum
Must go through the pit lane

**STOP &
GO**

123

Presented 3 laps maximum
Obligation to stop at the penalty area

Penalties must be carried out as soon as possible without stopping in the pit
These penalties cannot be carried out during a SC operation



Presented agitated at all marshals' posts and DC area


**HISTORIC
TOUR**

REDUCE SPEED IMMEDIATELY

NO OVERTAKING ALLOWED

GO INTO THE STANDS WAY (unless otherwise stated in the DC briefing)

YOU ARE UNDER PARC FERME



In Tests

You are under parc fermé
Do not stop at your stand

Qualifying: Time stopped

In Race

Staying in the traffic lane

Stop 10m before the pit exit lights without overtaking = keep your order on track

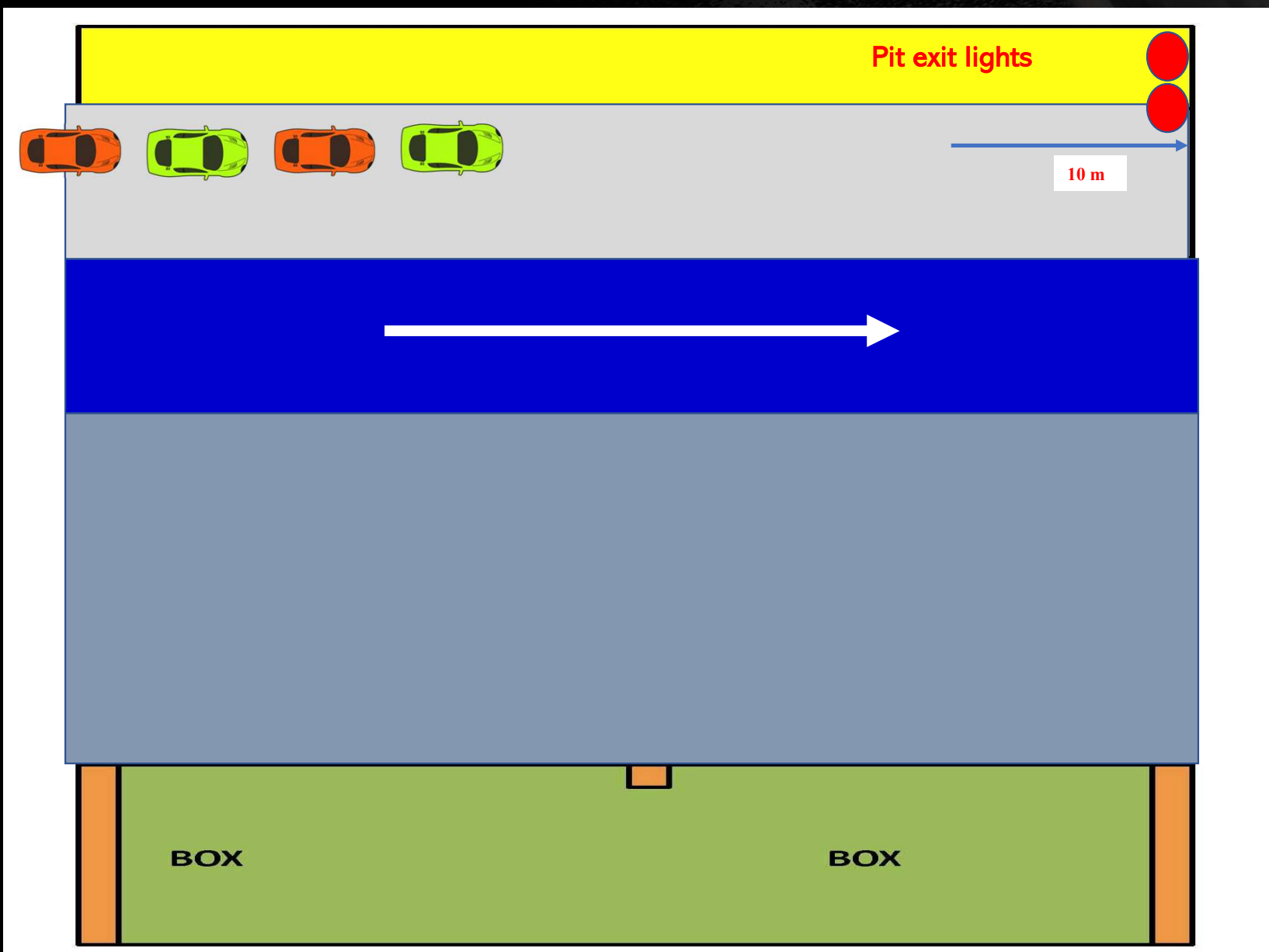
Stopping time

The S.C. takes position in front of the leading car

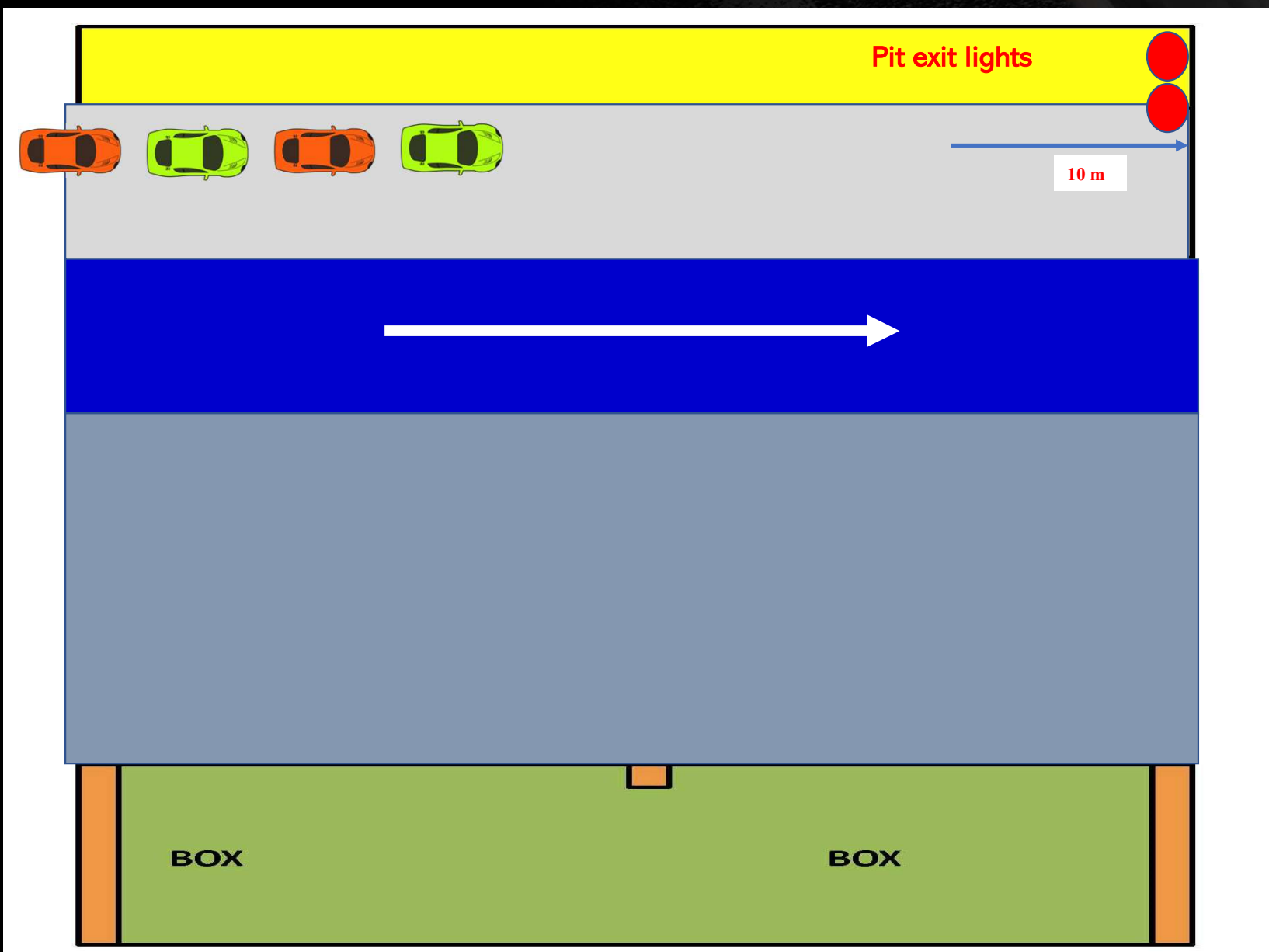
If the first cars are the last in the ranking, the D.C. makes these cars start for 1 lap and then come back to the end of the line in the pits.

Track ok = Green pit exit - restart of the race under SC procedure






Neutralized track
The cars remain in
the traffic lane and
move towards the pit
exit line and stop 10
metres from it



Neutralized track
The cars remain in
the traffic lane and
move towards the pit
exit line and stop 10
metres from it

NON-COMPLIANCE WITH SIGNS



Ex: Overtaking under yellow flag, during FY or SC

On the report of the marshal or found by the DC :

In the tests: Cancellation of best time

In the race: Drive Through

Drive Through

STOP & GO

After 3 Presentations:


Black Flag

Transmission Sporting steward

After 4 Presentations :

Transmission Sporting steward

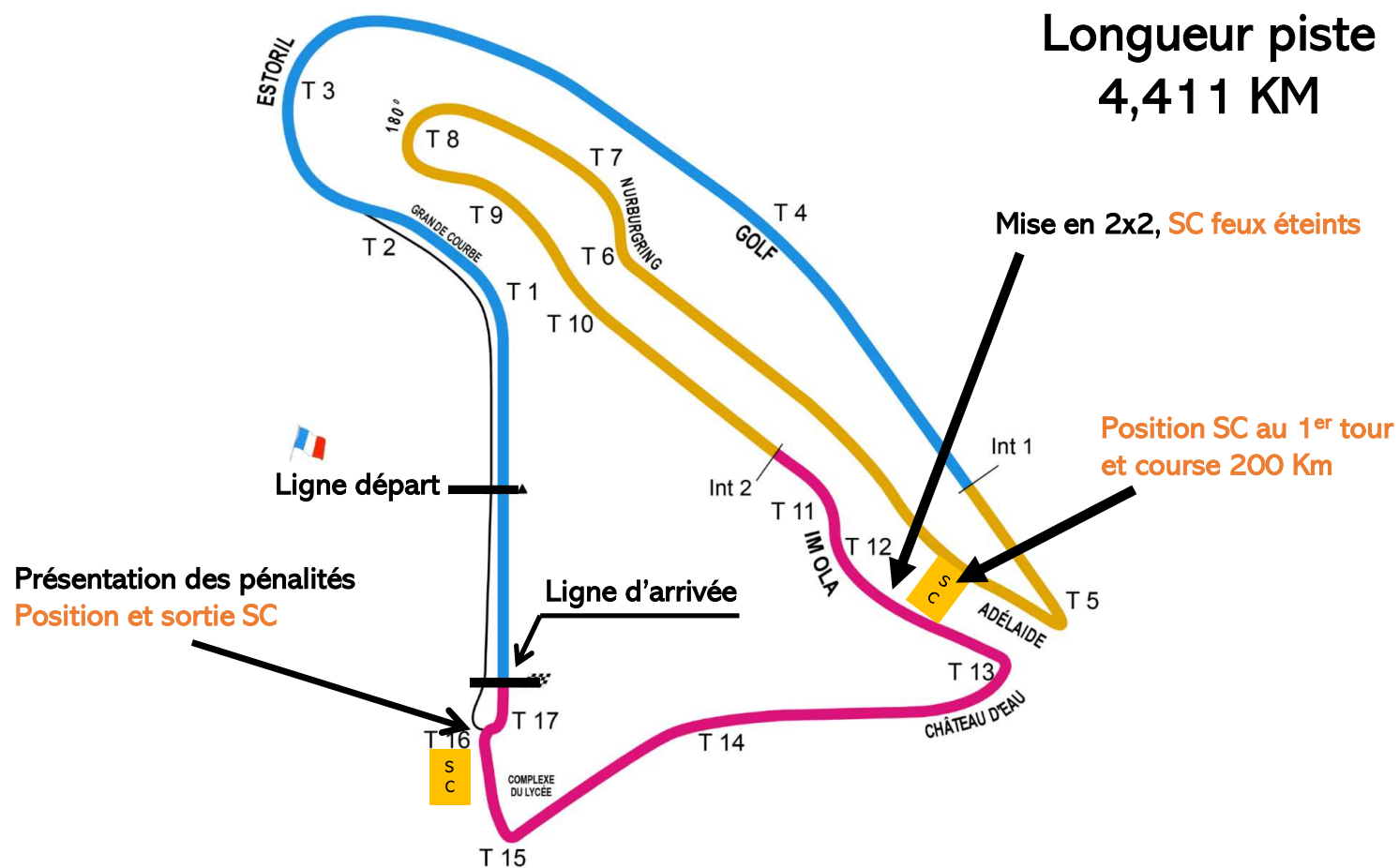
Transmission FFSA



SPECIAL FEATURES

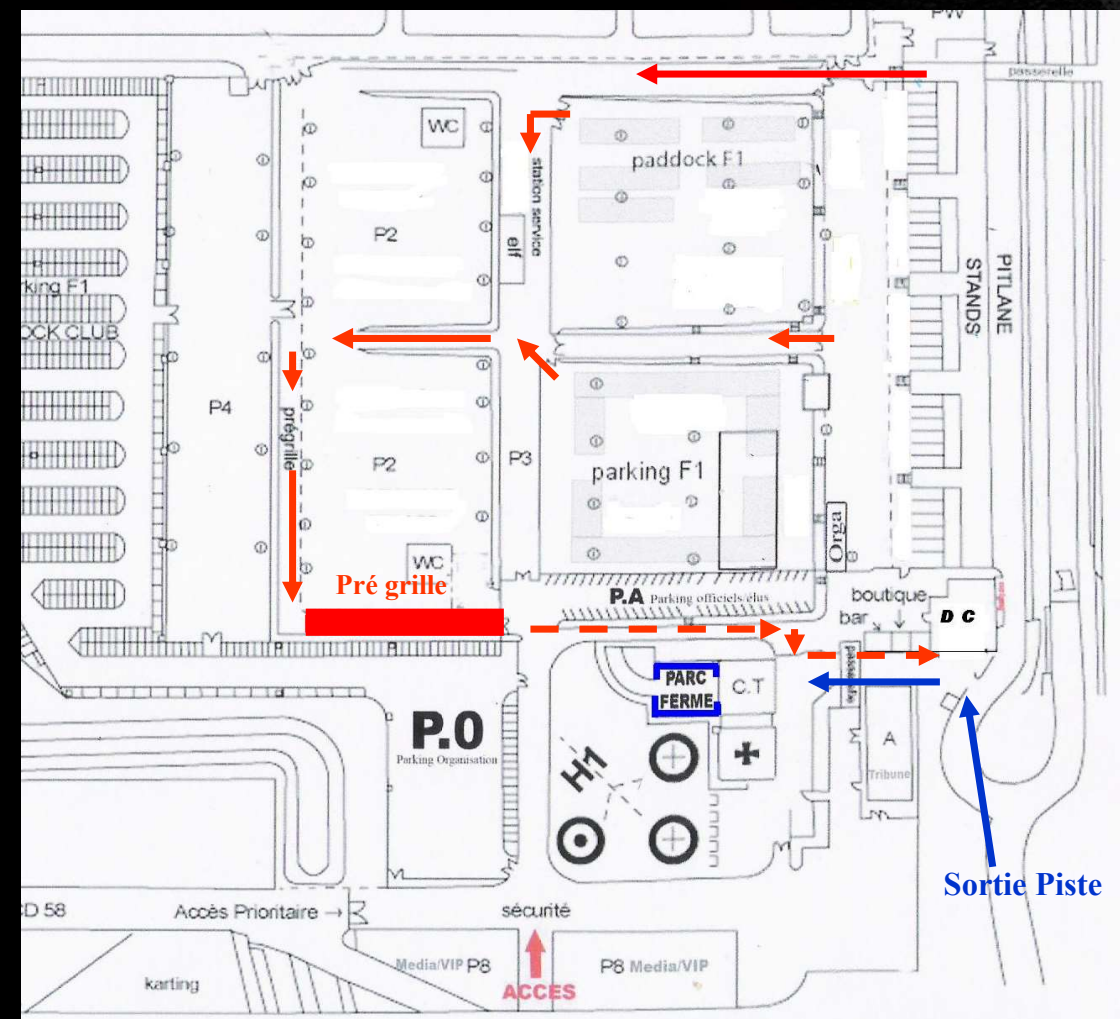


Longueur piste
4,411 KM



PRÉ GRILLE

HISTORIC
TOUR



TRACK ACCES VIA PIT LANE – PISTE

HISTORIC
TOUR



PODIUM – BACK TO PADDOCK

HISTORIC
TOUR



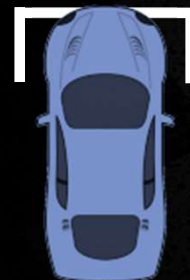
**PADDOCK
ACCESS
PARC FERME**



ROLLING START – POSITION ON THE GRID

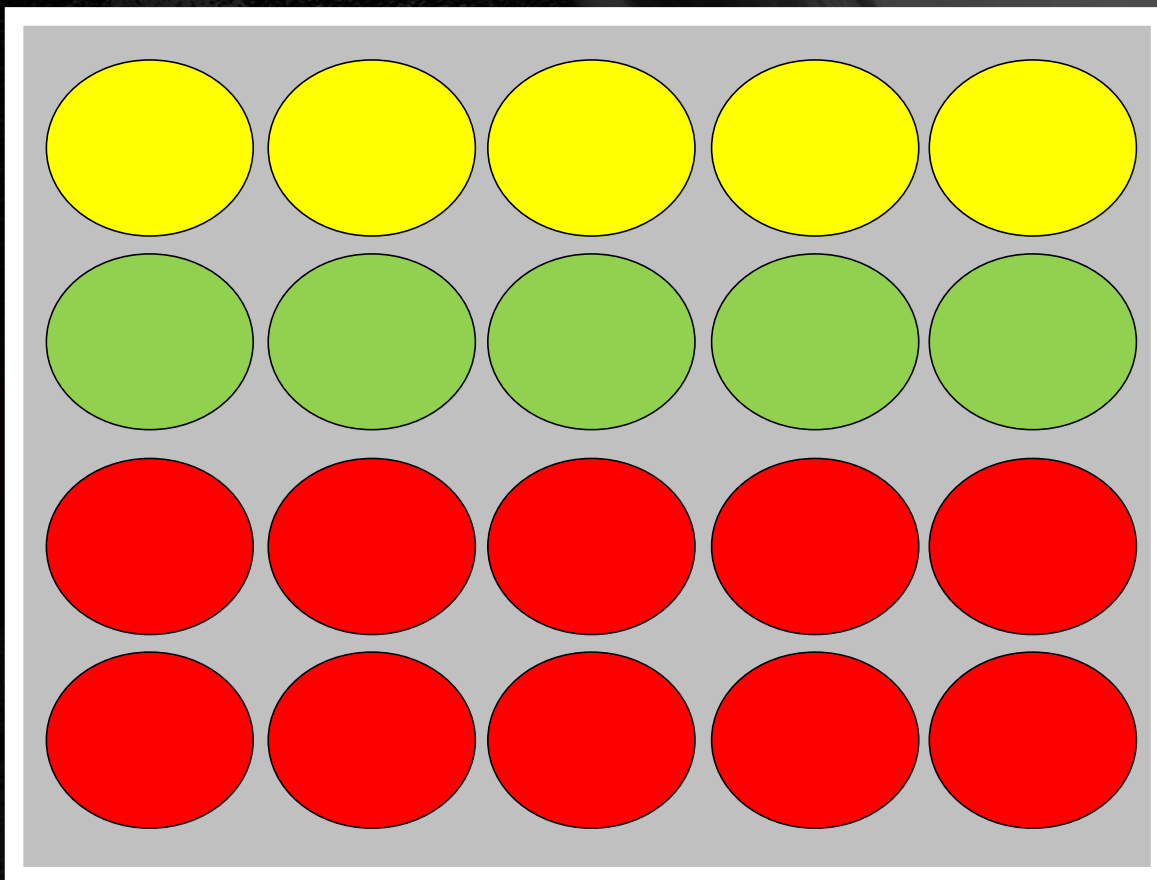

HISTORIC
TOUR

Pôle



STARTING LIGHTS

HISTORIC
TOUR



STARTING LIGHTS — Light procedure

**HISTORIC
TOUR**

Tour en formation

Derrière la voiture pilote

Restez groupés

Interdiction de simuler un départ

Si vous êtes en retard = départ des stands

Tout dépassement étant interdit durant le tour de formation, tout pilote n'ayant pu, ou ne pouvant conserver sa place, prendra le départ en fond de grille




STARTING LIGHTS — Light procedure

HISTORIC
TOUR

Tour de formation

Pas de mise en grille = **Départ à la fin du tour**



Vert sortie des stands

Départ du tour en formation derrière la voiture pilote.

Restez grouper

Interdiction de simulation de départ


Si vous êtes doublé par la voiture
de sécurité, départ en fond de grille

STARTING LIGHTS — Rolling Start

HISTORIC
TOUR

Mise en 2 x 2

Arrêt de la chauffe des pneus au T12





70-90 Km/h

INTERDICTION DE DOUBLER



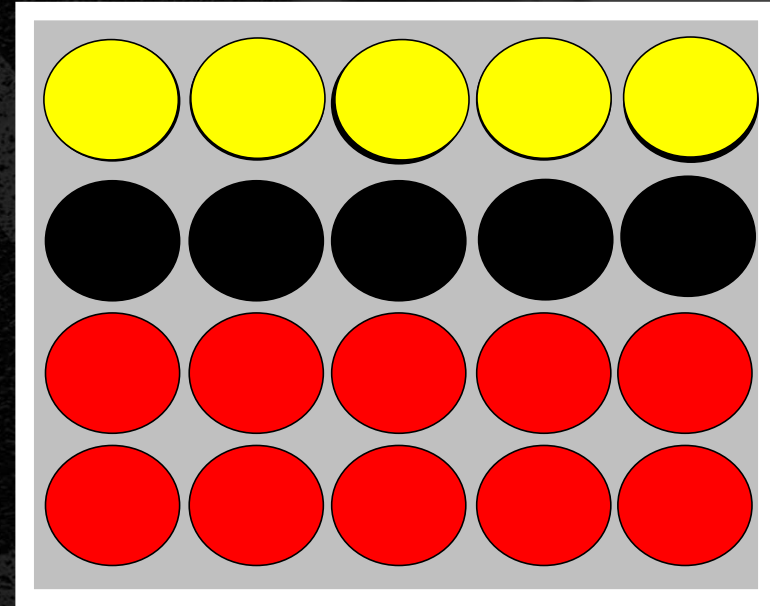
70-90 Km/h The driver in pole manages the speed





TURNING ON GREEN LIGHTS

START




DELAYED START

New formation lap

The driver on pole acting as a pilot car

Starting the timer

ENTRANCE OF THE PITS — SPEED LIMIT




**VITESSE CONTROLEE
PAR RADAR**

**BOUCLE DE
CHRONOMETRAGE**



PIT EXIT

HISTORIC
TOUR



PIT EXIT **EXCEPT 200KM**

**HISTORIC
TOUR**



Feux de sortie stands



**FIN DE VITESSE
CONTROLEE PAR
RADAR**

**Et BOUCLE DE
CHRONOMETRAGE**



PIT EXIT / REFUELING

**HISTORIC
TOUR**



**Accès aux pompes de
refueling**



SORTIE DES STANDS **UNIQUEMENT POUR 200KM**

**HISTORIC
TOUR**



**FIN DE VITESSE
CONTROLEE PAR
RADAR**

**Et BOUCLE DE
CHRONOMETRAGE**



SORTIE DES STANDS

HISTORIC
TOUR

Ligne blanche de sortie des stands
Interdiction de la franchir



TRACK

HISTORIC
TOUR



Sortie des véhicules
en panne



TRACK

HISTORIC
TOUR



EXTINCTEUR



TRACK

**HISTORIC
TOUR**

Damier et Presentation
penalités



Timing line
Finish line
Safety-car restart
line



TRACK

HISTORIC
TOUR



123

NOIR
Orange
+ votre N°

MANDATORY PIT STOP
Technical problem



REMINDER PANELLING

HISTORIC
TOUR



STOP & GO


HISTORIC
TOUR

**Zone de pénalité face à la
Direction de Course**




TRACK

HISTORIC
TOUR



T6




T12

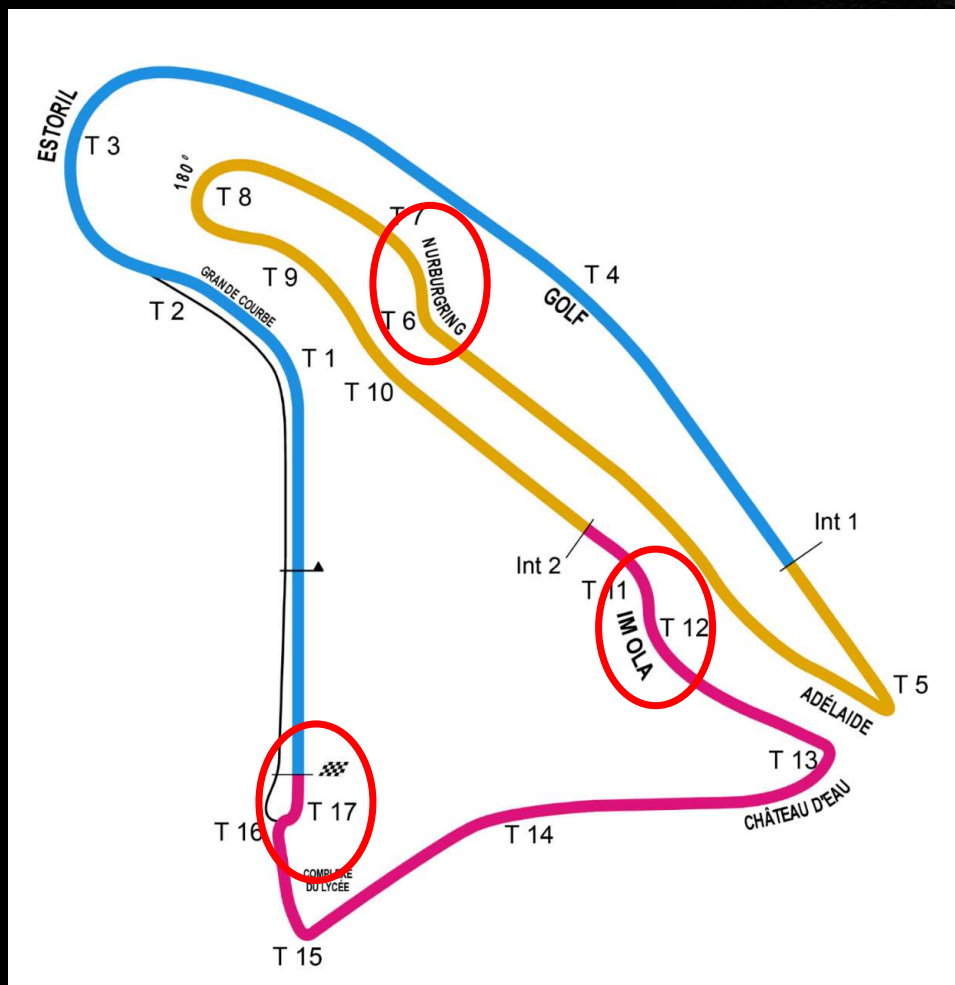
FORBIDDEN



TRACK LIMITS - RACE ROAD

HISTORIC
TOUR





QUALIFYING:

- 1st time: **Cancellation time + Screen message**
- 2nd time: **Cancellation time + Warning**
- 3rd time: **Cancellation of lap time and best time**

RACES:

- 1st time: **Screen message**
- 2nd time: **Warning + Flag**
- 3rd time: **Drive Through**

circuitmagnycours.com

*The Race Direction thanks you for your
attention and wishes you a good
weekend.*

